



STRENGTH OF LEGEND. SPIRIT OF ADVENTURE.



2020
OFFSHORE & INSHORE
SALTWATER BOATS



***STRENGTH OF LEGEND.
SPIRIT OF ADVENTURE.***



YOU'LL FIND THEM WHERE THE FISH ARE

OVER HALF A CENTURY OF LEGENDARY BOATS



In 1966, MAKO® boats launched a groundbreaking new product—a rugged, roomy and very seaworthy center-console 19-foot bay boat that would change the saltwater sportfishing industry forever. The boat was revealed at the 1967 Miami Boat Show, and it was so well received that 400 orders were taken—almost unheard of even today at a boat show.

MAKO boats quickly garnered a reputation as overbuilt, hardcore fishing machines built to take you to the fish even in adverse conditions—and that would keep you, your crew and your family safe while doing so. MAKO owners became more and more devoted as the years passed, and owner Funaments popped up

in Florida, the Gulf and along the Atlantic seaboard as a way for enthusiasts to gather, fish, socialize and tell tall tales.

Over five decades later, now under the leadership of Johnny Morris and WHITE RIVER MARINE GROUP®, the devout following of MAKO owners is more numerous and vibrant than ever. In the tradition of our founding, we continue to build boats stronger than they have to be. It is with a passionate spirit of innovation that we continue to develop new technologies and techniques that will make your inshore and offshore experiences unforgettable.



YOUR SALTWATER FISHING HEADQUARTERS



“MAKO boats are better than they’ve ever been. From the revolutionary PRO SKIFFs to the ocean-taming 414 CC, we build every boat to make your inshore and offshore adventures the most memorable times of your life.”

—Johnny Morris
 Founder, Bass Pro Shops® & White River Marine Group®



In the late 1960s, MAKO® Boats, a new concept of rugged center-console saltwater boats, was born. At the same time, a young Johnny Morris was just about to graduate college in Springfield, Missouri—and his first B.A.S.S. Tournament was just around the corner. And an idea was beginning to form in his mind, too. One that would lead to Bass Pro Shops and WHITE RIVER MARINE GROUP® (WRMG).

Fast forward 30 years, and the destinies of these great companies converged—MAKO had become one of the most respected names in saltwater, and Bass Pro Shops was on the way to becoming one of the largest outdoor sporting goods companies in the world. WRMG acquired MAKO in 1996. The combined might of these two brands assured that MAKO offshore and


inshore boats would become better than ever.

Today, WRMG is the largest boat builder in the world by volume. And as a member of this great family, MAKO is able to integrate decades of legendary saltwater performance, along with its own legendary boat-building heritage, into every model.

When you join the MAKO family, you become part of a group of fiercely loyal anglers that know the durability and fishability that these boats offer. And you’ll begin to feel peace of mind knowing that a stable industry leader with over 200 dealers and service centers across North America backs you through every adventure.

EXPERIENCE AMERICA'S FAVORITE
 AQUARIUM AND OUTDOORS MUSEUM AT
WONDERS OF WILDLIFE

WONDERSOFWILDLIFE.ORG



Regardless which venue you pursue in picking out your new MAKO®, you'll find that our nationwide NO HAGGLE NO HASSLE® pricing policy is a one-of-a-kind asset! From our websites to our ads to our stores, our prices are consistent whenever and wherever you shop! Online, in the store or over the phone, you're always getting the absolute best possible deal on your new MAKO boat.



**BASS PRO SHOPS® & CABELA'S®
 VIP OWNER'S CARD**

W/ALL NEW BOAT PURCHASES
UP TO 10% DISCOUNT

AT BASS PRO SHOPS® & CABELA'S®
 SEE BASSPRO.COM/VIP FOR DETAILS.



JOIN THE CLUB



EXCLUSIVE DISCOUNTS

for CLUB Members and
 VIP shopping events

EARN POINTS

on purchases anywhere
 Mastercard® is accepted


EXCLUSIVE ACCESS

to exclusive member-only
 events and offers

The Bass Pro Shops® CLUB card and Cabela's CLUB card are issued by Capital One Bank (USA), N.A. pursuant to a license by Mastercard International Incorporated. Redeem points for FREE GEAR at Bass Pro Shops and Cabela's. Terms and conditions apply.

Apply today at any U.S. Bass Pro Shops or Cabela's retail store • Learn more at basspro.com/club or cabelas.com/club

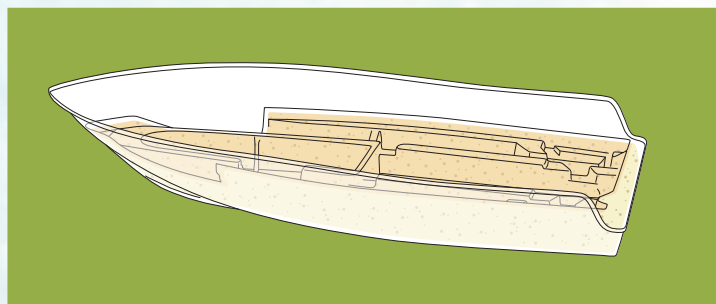
LEGENDARY QUALITY CONSTRUCTION



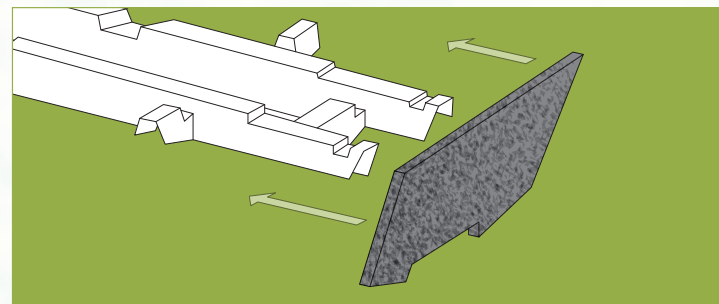
FROM IDEA TO OCEAN

Over the span of more than half a century, MAKO® boats have evolved from the simple idea of a durable, highly-fishable 19-foot center console to a fleet of fishing boats that cover every inshore and offshore need. Designed by the anglers that use them, they reflect the experience and feedback of thousands of MAKO customers, resulting in boats that make inshore and offshore fishing more efficient and intuitive—and make time spent on the

water more memorable. MAKO employs the same Lean Sigma manufacturing techniques used by leaders in the aerospace, medical and automotive industries. This results in a fleet of boats that are recognized for being top quality and built to last. It's because of all these things that we are able to offer MAKO Assurance—the best factory warranty in saltwater boats.



Hulls are filled with foam for safe flotation, structural rigidity and noise suppression.



100% Coosa composite transom core and 100% fiberglass stringer system.


AGGRESSIVE DEEP V OFFSHORE HULLS



Our legendary chop-taming hulls are built with a variable deadrise design that transitions from a sharp, wave-cutting bow to a flatter, stable stern. The result is higher speeds, more fuel efficiency and better handling while cruising, but also minimized list at slower speeds and at rest. Wide reverse chines also contribute to a dry, comfortable ride and great stability at rest, as well as the necessary buoyancy to handle today's high-horsepower outboards.

PRO SKIFFS—ADVANCED INVERTED V HULL

The award-winning Advanced Inverted V (AIV) hull gives our skiffs the ultimate in smoothness and stability. The shape of the hull allows the boat to accelerate and reach plane quickly, and it contributes to extremely smooth performance and turning at the top end. An integrated anti-spray design deflects water down, keeping you dry even in moderate chop.



1. Hull is chemically bonded to deck
2. Integrated anti-spray design keeps you drier in rough water
3. Clear water channels divert air-filled water to the sides and above the prop for better performance
4. Inverted V design provides extreme stability, improved acceleration and better handling

18 & 21 LTS — RAPID PLANING SYSTEM



The 18 and 21 LTS hulls feature our RAPID PLANING SYSTEM™ (RPS), consisting of a midship step in the hull and a partial tunnel in the aft section of the keel. On takeoff, the tunnel releases suction for a faster holshot and a quicker step to plane. At the top end, the step in the hull improves performance and maximizes speed by reducing friction with the water's surface.

BLUEWATER MASTERS **OFFSHORE**



"MAKO stands tall in the archives of offshore fishing, with a reputation that's second to none in safety, reliability and fishability."

GEORGE POVEROMO,
Host of NBC Sports'
*"George Poveromo's
World of Saltwater Fishing"*



For over half a century, MAKO® boats have been building a solid reputation for offshore durability, innovation and safety. Today, a fleet of rock-solid and technically advanced bluewater champions stand ready to make your next offshore adventure unforgettable. From an 18 to 41 feet, there's a boat for everyone from the casual nearshore angler to the fearless explorer who travels to the Gulf Stream and beyond to chase the trophies that inhabit their dreams.



COMMAND
THE DEEP

414 CC



FEATURES:

- Backed by MAKO® Assurance 5+Life—the best factory warranty in saltwater boats
- Available as Standard, Family or Sportfish Edition
- Family Edition includes bow seating, a cooktop & fridge, air conditioning, upgraded stereo & auto sun shade on the deluxe hardtop
- Sportfish Edition includes 80-gal. (302.83 L) leaning post baitwell, air conditioning w/onboard freezers, 15 extra Rupp rod holders, GEM® carbon fiber outriggers & ready to accept upper helm station
- CZone™ digital switching w/comprehensive electrical-monitoring system
- 2 aft 50-gal. (189.27 L) livewells w/pumps housed in electroplate Sea Chest
- Walk-down head w/folding bunk, freshwater shower, sink & storage
- Forward-console lounge w/275-qt. (260.25 L) insulated, drained cooler
- 824-qt. (779.80 L) center bow in-deck storage compartment w/drain
- Two 511-qt. (483.59 L) aft in-deck fishboxes w/Gulper macerators
- Aft port tuna/dive/boarding door w/stowable, telescoping dive ladder

Visit pages 58–59 for complete list of features and options.
Boats may be shown with optional equipment.

LENGTH	BEAM	MAX. HP	FUEL CAP.	DEADRISE	AVERAGE HULL WT.
41' (12.50 m)	11' 11" (3.35 m)	1,675	566 GAL. (2,142 L)	24°	15,000 LBS. (6,804 kg)

STANDARD:
w/Quad Mercury® 350 XXL Verado®
Warm Fusion White w/JPO

Optional trailer available
Plus freight and prep

\$597,995

ALSO AVAILABLE:

Quad 350 XXL Verado® Phantom Black w/JPO	\$591,400
Quad 350 XXL Verado® Warm Fusion White	\$577,995
Quad 350 XXL Verado® Phantom Black	\$572,095

AVAILABLE IN STANDARD, FAMILY AND SPORTFISH EDITIONS.



Standard Edition shown



SEEK THE
HORIZON

334 CC



FEATURES:

- Backed by MAKO® Assurance 5+Life—the best factory warranty in saltwater boats
- Available as Standard, Family or Sportfish Edition
- Family Edition includes bow seating w/stowable filler/table, extra overhead speakers & auto sun shade on the deluxe hardtop
- Sportfish Edition includes a 292-qt. (276.33 L) coffin box w/740-qt. (700.30 L) storage below, 9 extra GEM® rod holders, TACO® outriggers & upper helm station w/anti-fatigue pad & Mercury® VesselView®
- CZone™ digital switching w/comprehensive electrical-monitoring system
- Mercury® JPO w/Skyhook® auto-positioning GPS
- 2 Garmin® 8612 XSV chartplotter/sonar combos w/4G radar, dual frequency sonar, sidescan transducer & VHF radio
- Walk-down head w/sink & storage
- Forward-console seat w/81-qt. (76.65 L) insulated, drained cooler
- Fiberglass leaning post w/freshwater sink & multiple storage areas
- Aft port tuna/dive/boarding door w/stowable, telescoping dive ladder

Visit pages 60–61 for complete list of features and options.
Boats may be shown with optional equipment.

LENGTH	BEAM	MAX. HP	FUEL CAP.	DEADRISE	AVERAGE HULL WT.
33' 4" <small>(10.16 m)</small>	9' 10" <small>(3.0 m)</small>	1,200	306 GAL. <small>(1,158 L)</small>	24°	9,000 LBS. <small>(4,082 kg)</small>

STANDARD:
w/Twin Mercury® 350 XXL Verado®
Warm Fusion White w/JPO

*Optional trailer available
Plus freight and prep*

\$284,900

ALSO AVAILABLE:

- Twin Mercury® 400 XXL Verado® Warm Fusion White w/JPO \$291,380
- Triple Mercury® 300 XXL Verado® Warm Fusion White w/JPO.....\$320,120
- Triple Mercury® 350 XXL Verado® Warm Fusion White w/JPO.....\$327,500

AVAILABLE IN STANDARD, FAMILY AND SPORTFISH EDITIONS.





THE RELIABLE
LEGEND

284 CC



FEATURES:

- Backed by MAKO® Assurance 5+Life—the best factory warranty in saltwater boats
- Fiberglass leaning post w/backrest, flip-up cushion, storage & bait prep station w/freshwater sink & 50-gal. (189.27 L) pressurable livewell
- Outrigger-ready hardtop w/5 rod holders, electronics-box & spreader lights
- Walk-down head w/sink, storage & 6' (1.83 m) head room
- Port & starboard forward seats w/99-qt (93.69 L) fishboxes w/gravity overboard drainage
- 470-qt. (444.79 L) center bow in-deck storage compartment w/drain
- 290-qt. (274.44 L) insulated port & starboard aft in-deck fishboxes w/Gulper macerator & overboard discharge
- Freshwater shower w/pull-out spray head
- Recessed electric trim tabs w/optional automatic trim tabs

Visit page 62 for complete list of features and options.
Boats may be shown with optional equipment.

LENGTH	BEAM	MAX. HP	FUEL CAP.	DEADRISE	AVERAGE HULL WT.
28' 4" <small>(8.64 m)</small>	9' 10" <small>(3.0 m)</small>	700	228 GAL. <small>(863 L)</small>	21°	6,000 LBS. <small>(2,722 kg)</small>

STANDARD:
w/Twin Mercury® 250 XL
FourStroke w/DTS
*Optional trailer available
Plus freight and prep*

\$124,995

ALSO AVAILABLE:	
Twin 300 XL FourStroke w/DTS.....	\$128,345
Twin 300 XL Verado®	\$130,310
Twin 350 XL Verado® w/JPO.....	\$155,220





FORGED
IN SALT

NEW FOR 2020
236 CC



FEATURES:

- Backed by MAKO® Assurance 5+Life—the best factory warranty in saltwater boats
- Forward seat cushions, removable back rests & optional bow filler/table
- Port & starboard forward seating w/247-qt. (233.75 L) insulated storage & drains below
- 2 aft 22-gal. (84.23 L) rounded livewells w/angled fills & friction-hinged acrylic lids
- Console w/standard digital switching through multifunction display, trim tab switches & custom anodized aluminum steering wheel w/knob
- Port tuna/dive/boarding door w/hinged gate & stainless-steel ring
- In-console head w/gelcoated surfaces, 6' (1.83 m) clearance & wiring access
- Integrated forward-console seat w/52-qt. (49.21 L) insulated, drained cooler
- Custom aluminum leaning post w/flip-up bolster, 84-qt. (79.49 L) cooler & rod holders
- Optional leaning post bait-rigging station w/cutting board, storage & freshwater sink
- Canvas T-top w/powder-coated aluminum frame & electronics box (*hard top optional*)
- 135-qt. (127.76 L) aft port & starboard in-deck fishboxes w/gravity drains & diaphragm pump
- Flush-folding, cushioned center transom jump seat for 2 additional passengers

Visit page 62 for complete list of features and options.
Boats may be shown with optional equipment.

LENGTH	BEAM	MAX. HP	FUEL CAP.	DEADRISE	AVERAGE HULL WT.
23' 4" <small>(7.11 m)</small>	8' 6" <small>(2.59 m)</small>	350	136 GAL. <small>(515 L)</small>	21°	4,100 LBS. <small>(1,860 kg)</small>

STANDARD:
w/Mercury® 250 XXL Verado®
Optional trailer available
Plus freight and prep

\$109,995

ALSO AVAILABLE:

300 XXL Verado®	\$112,000
350 XXL Verado®	\$114,350
Twin 150 XL FourStroke	\$115,995



214 CC



FEATURES:

- Backed by MAKO® Assurance 5+Life—the best factory warranty in saltwater boats
- NEW forward cushions w/removable backrests
- NEW stern (AFT) seating w/folding center backrest
- Anodized aluminum leaning post w/flip-up cushion, storage & rod holders
- Canvas T-top w/electronics box & aft spreader lights
- Head enclosure/storage space w/stainless steel latch
- Removable forward-console seat w/72-qt. (68.14 L) insulated, drained cooler
- Port & starboard bow seats w/108-qt. (102.21 L) fishboxes w/gravity overboard drainage
- 210-qt. (198.73 L) in-deck storage w/recess for 5-gal. (18.93 L) bucket
- NEW standard coaming bolsters
- Recessed electric trim tabs
- NEW standard swim platform w/stainless steel ladder

Visit page 63 for complete list of features and options.
Boats may be shown with optional equipment.

LENGTH	BEAM	MAX. HP	FUEL CAP.	DEADRISE	AVERAGE HULL WT.
21' 5" (6.53 m)	8' 6" (2.59 m)	250	91 GAL. (344 L)	18°	3,100 LBS. (1,406 kg)

STANDARD:
w/Mercury® 150 XL FourStroke
*Optional trailer available
Plus freight and prep*

\$51,395

ALSO AVAILABLE:

200 XL FourStroke Warm Fusion White	\$55,770
225 XL FourStroke	\$56,095
250 XL Pro XS® FourStroke	\$59,265



204 CC



FEATURES:

- Backed by MAKO® Assurance 5+Life—the best factory warranty in saltwater boats
- Deluxe flip-flop helm seat w/72 qt. (68.14 L) cooler
- Center console w/NEW standard Mercury® SmartCraft® digital gauges, electronics surface, Fusion stereo, acrylic windscreen & battery storage
- Forward-console seat w/21-gal. (79.50 L) baitwell
- NEW cushioned port & starboard forward seating w/80-qt. (75.71 L) insulated storage below
- 124-qt. (117.35 L) in-deck storage compartment
- Self-bailing cockpit w/non-skid deck surface
- NEW aft port & starboard folding jump seats
- NEW standard swim platform w/stainless steel ladder
- Tandem-axle EZ Loader® aluminum trailer w/13" (33.0 cm) radial tires, oil bath hubs & tandem-axle brakes

Visit page 63 for complete list of features and options.
Boats may be shown with optional equipment.

LENGTH	BEAM	MAX. HP	FUEL CAP.	DEADRISE	AVERAGE HULL WT.
20' 4" (6.20 m)	8' 4" (2.54 m)	225	87 GAL. (329 L)	18°	2,000 LBS. (907 kg)

STANDARD:
w/Mercury® 150 XL FourStroke
Includes custom trailer
Plus freight and prep

\$42,995

ALSO AVAILABLE:

200 XL Pro XS® FourStroke.....	\$47,220
225 XL FourStroke Warm Fusion White	\$48,725
225 XL Pro XS® FourStroke	\$49,120



184 CC



FEATURES:

- Backed by MAKO® Assurance 5+Life—the best factory warranty in saltwater boats
- NEW aft port & starboard removable, folding jump seats
- Center console w/NEW standard Mercury® SmartCraft® digital gauges, electronics mounting surface, acrylic windscreen & battery storage
- Deluxe flip-flop helm seat w/72 qt. (68.14 L) cooler
- Forward-console seat w/21-gal. (79.50 L) baitwell
- Port & starboard forward seats w/64-qt. (60.57 L) insulated storage below
- Low-profile stainless steel bow rails
- NEW standard cockpit coaming bolsters
- NEW standard swim platform w/stainless steel ladder
- Tandem-axle EZ Loader® aluminum trailer w/13" (33.0 cm) radial tires, oil bath hubs & tandem-axle brakes

Visit page 64 for complete list of features and options.
Boats may be shown with optional equipment.

LENGTH	BEAM	MAX. HP	FUEL CAP.	DEADRISE	AVERAGE HULL WT.
18' 4" (8.64 m)	8' 2" (3.0 m)	150	53.5 GAL. (863 L)	18°	1,800 LBS. (2,722 kg)

STANDARD:
w/Mercury® 115 EXLPT FourStroke
Includes custom trailer
Plus freight and prep

\$34,995

ALSO AVAILABLE:

115 EXLPT FourStroke Command Thrust	\$35,395
150 XL FourStroke	\$37,795
150 XL Pro XS® FourStroke	\$38,795



FROM THE MANGROVES TO THE BAY
INSHORE



The exciting lineup of MAKO inshore boats ranges from the compact and fun Pro Skiff 15 to the tourney-grade 21 LTS Guide Package—providing a boat for every purpose and every angler. The Pro Skiff line features the game-changing Advanced Inverted V (AIV) hull, an ultra-stable and smooth design that keeps everyone comfortable, and the bay boats are built for speed and fishability.



CONQUER
THE COAST

21 LTS



FEATURES:

- Backed by MAKO® Assurance 5+Life—the best factory warranty in saltwater boats
- Award-winning RAPID PLANING SYSTEM™ (RPS) transom for quicker holeshots, shallow-water abilities & better overall performance
- Center console w/contoured acrylic windscreen, aluminum grab rail, stainless destroyer-style steering wheel, SeaStar™ tilt hydraulic steering & NEW rod holders
- Removable 72-qt. (68.14 L) forward-console cooler/seat w/cushion
- 90-qt. (85.17 L) port & starboard bow boxes w/stainless compression latches
- 136-qt. (128.70 L) center bow storage compartment w/locking latch
- Anodized aluminum helm seat frame w/4-rod rocket launcher & removable 94-qt. (88.96 L) cooler w/integrated seat cushion
- Lighted aft 30-gal. (113.56 L) livewell w/Pro-Air® aeration system
- NEW standard 8" (25.4 cm) hydraulic jack plate
- Custom-matched, tandem-axle trailer w/Sure Lube hubs

Visit page 64 for complete list of features and options.
Boats may be shown with optional equipment.

LENGTH	BEAM	MAX. HP	FUEL CAP.	DEADRISE	AVERAGE HULL WT.
21' (7.11 m)	8' 4" (2.59 m)	225	60 GAL. (515 L)	16°	2,100 LBS. (1,860 kg)

STANDARD:
w/Mercury® 150 XL FourStroke
Includes custom trailer
Plus freight and prep

\$39,995

ALSO AVAILABLE:

200 XL FourStroke	\$43,335
225 XL Pro XS® FourStroke	\$46,120



18 LTS



FEATURES:

- Backed by MAKO® Assurance 5+Life—the best factory warranty in saltwater boats
- Award-winning RAPID PLANING SYSTEM™ (RPS) transom for quicker holeshots, shallow-water abilities & better overall performance
- Center console w/analog gauges, contoured acrylic windscreen, stainless grab rail, stainless steel destroyer-style steering, SeaStar Solutions® dual-cable, no-feedback steering & area for mounting electronics
- 6 vertical flush-mounted console rod holders
- 18-gal. (68.14 L) forward-console livewell w/padded seat cushion
- Flip-flop helm seat w/72-qt. (68.14 L) cushioned cooler
- Center bow & aft storage lockers
- Reboarding step & stainless steel grab handle
- Custom-matched, single-axle aluminum trailer w/Sure Lube hubs

Visit page 65 for complete list of features and options.
Boats may be shown with optional equipment.

LENGTH	BEAM	MAX. HP	FUEL CAP.	DEADRISE	AVERAGE HULL WT.
18' 6" (6.53 m)	7' 7" (2.59 m)	115	28 GAL. (344 L)	13°	1,297 LBS. (1,406 kg)

STANDARD:
w/Mercury® 90 ELPT FourStroke
Includes custom trailer
Plus freight and prep

\$25,995

ALSO AVAILABLE:

90 ELPT FourStroke Command Thrust	\$26,395
115 ELPT FourStroke	\$26,995
115 ELPT Pro XS® FourStroke	\$27,205



19 CPX



FEATURES:

- Backed by MAKO® Assurance 5+Life—the best factory warranty in saltwater boats
- Center console w/analog gauges, contoured acrylic windscreen, aluminum grab rail, stainless steel destroyer-style steering wheel, SeaStar™ hydraulic steering & area for mounting optional electronics
- Removable 72-qt. (68.14 L) forward-console cooler/seat w/cushion
- Port & starboard bow storage boxes w/stainless steel latches
- Large bow in-deck storage
- Flip-flop helm seat w/72-qt. (68.14 L) cushioned cooler
- Lighted aft 28-gal. (106 L) livewell
- Aft port & starboard jump seats
- Custom-matched, single-axle aluminum trailer

Visit page 65 for complete list of features and options.
Boats may be shown with optional equipment.

LENGTH	BEAM	MAX. HP	FUEL CAP.	DEADRISE	AVERAGE HULL WT.
18' 10" <small>(6.20 m)</small>	7' 9" <small>(2.54 m)</small>	150	47 GAL. <small>(329 L)</small>	15°	2,500 LBS. <small>(907 kg)</small>

STANDARD:
w/Mercury® 115 EXLPT FourStroke
Command Thrust
*Includes custom trailer
Plus freight and prep*

\$32,995

ALSO AVAILABLE:

150 EXLPT FourStroke	\$35,745
150 XL Pro XS® FourStroke	\$36,745





THE INSHORE
FISHFINDER

PRO SKIFF 19

TOP DRIVE



FEATURES:

- Backed by MAKO® Assurance 5+Life—the best factory warranty in saltwater boats
- Advanced Inverted V (AIV) hull w/integrated anti-spray design
- 50" (1.27 m) raised driving/spotting platform w/Mercury® SmartCraft® digital system tach & hydraulic steering
- 4" (10.16 cm) hydraulic jack plate
- Minn Kota® Ulterra™ 24V, 80-lb. (36.3 kg) thrust, 60" (1.52 m) shaft trolling motor w/i-Pilot®
- Bow & aft molded raised casting decks w/non-skid surfaces & storage
- Raised helm w/cushioned leaning post/seat & fold-down footrest
- 2 removable foam-filled Orion® coolers: 55-qt. (52.04 L) & 65 qt. (61.51 L)
- Midship 18-gal. (68.14 L) livewell w/recirculator & high-speed water pickup
- Aft 25-gal. (94.64 L) aerated & recirculated livewell
- Upgraded tandem-axle trailer w/enclosed I-Beam frame, disc brakes & aluminum 13" (33.02 cm) tires

Visit page 66 for complete list of features and options.
Boats may be shown with optional equipment.

LENGTH	BEAM	MAX. HP	FUEL CAP.	AVERAGE HULL WT.
19' 4" (5.89 m)	7' 9" (2.36 m)	115	27 GAL. (102 L)	1,350 LBS. (612 kg)

STANDARD:
w/Mercury® 115 EXLPT Pro XS® FourStroke
Command Thrust
Includes custom trailer
Plus freight and prep

\$43,895





INSHORE
INNOVATION

PRO SKIFF 19 CC



FEATURES:

- Backed by MAKO® Assurance 5+Life—the best factory warranty in saltwater boats
- Advanced Inverted V (AIV) hull w/integrated anti-spray design
- Bow & aft molded raised casting decks w/non-skid surfaces & storage
- Contoured acrylic windscreen, below-console storage area & single-cable, no-feedback rotary steering
- 6 vertical flush-mounted console rod holders
- 72-qt. (68.14 L) fiberglass forward-console cooler w/padded seat cushion (or optional livewell)
- Rotomolded, removable Orion® 65-qt. (61.51 L) foam-filled helm seat/cooler
- Aft 25-gal. (94.64 L) aerated & recirculated livewell
- Reboarding step & stainless steel grab handle
- Custom-matched, single-axle trailer w/Super Lube hubs
- NEW Fish Package option available

Visit page 66 for complete list of features and options.
Boats may be shown with optional equipment.

LENGTH	BEAM	MAX. HP	FUEL CAP.	AVERAGE HULL WT.
19' 4" (5.89 m)	7' 9" (2.36 m)	115	27 GAL. (102 L)	1,350 LBS. (612 kg)

STANDARD:
w/Mercury® 90 EXLPT FourStroke
Includes custom trailer
Plus freight and prep

\$24,995

ALSO AVAILABLE:
115 EXLPT Pro XS® FourStroke.....\$26,390
115 EXLPT Pro XS® FourStroke Command Thrust.....\$26,940





ENDLESS
ADVENTURE

PRO SKIFF 17 CC



FEATURES:

- Backed by MAKO® Assurance 5+Life—the best factory warranty in saltwater boats
- Advanced Inverted V (AIV) hull w/integrated anti-spray design
- Bow & aft raised non-skid casting decks w/massive lockable bow storage
- Molded center console w/integrated 8-gal. (30.28) livewell, molded-in grab handles & hinged padded seat cushion & back
- Contoured acrylic windscreen, storage area & no-feedback steering
- 5 vertical flush-mounted console rod holders
- Rotomolded, removable Orion® 65-qt. (61.51 L) foam-filled helm seat/cooler
- Aft 19-gal. (71.92 L) livewell w/adjustable aerator & overflow
- Reboarding step & stainless steel grab handle
- Custom-matched, single-axle trailer w/Super Lube hubs

LENGTH	BEAM	MAX. HP	FUEL CAP.	AVERAGE HULL WT.
17' 2.5" <small>(5.25 m)</small>	6' 11" <small>(2.11 m)</small>	75	6.6 GAL. <small>(25 L)</small>	950 LBS. <small>(431 kg)</small>

STANDARD:
w/Mercury® 60 ELPT FourStroke
*Includes custom trailer
Plus freight and prep*

\$18,995

ALSO AVAILABLE:
75 ELPT FourStroke.....\$20,595



Visit page 67 for complete list of features and options.
Boats may be shown with optional equipment.

PRO SKIFF 15 CC



FEATURES:

- Backed by MAKO® Assurance 5+Life—the best factory warranty in saltwater boats
- Advanced Inverted V (AIV) hull w/integrated anti-spray design for a smooth, stable & dry ride
- Bow & aft raised non-skid casting decks w/massive lockable bow storage
- Molded center console w/integrated 8-gal. (30.28 L) livewell, molded-in grab handles & hinged padded seat cushion & back
- Contoured acrylic windscreen, below-console storage area & single-cable, no-feedback rotary steering
- 5 vertical flush-mounted console rod holders
- Rotomolded, removable Orion® 65-qt. (61.51 L) foam-filled helm seat/cooler
- Reboarding step & stainless steel grab handle
- Custom-matched, single-axle trailer w/Super Lube hubs

LENGTH	BEAM	MAX. HP	FUEL CAP.	AVERAGE HULL WT.
15' 2" (4.62 m)	6' 5.5" (1.97 m)	60	6.6 GAL. (25 L)	880 LBS. (399 kg)

STANDARD:
w/Mercury® 40 ELPT FourStroke
*Includes custom trailer
Plus freight and prep*

\$15,995

ALSO AVAILABLE:
60 ELPT FourStroke \$16,995



Visit page 67 for complete list of features and options.
Boats may be shown with optional equipment.

414 CC



MAIN SPECIFICATIONS

LENGTH

41'
(12.50 m)

BEAM

11' 11"
(3.35 m)

DEADRISE

24°

FUEL CAP.

566 GAL.
(2,142 L)

MAXIMUM HP

1,675

AVERAGE HULL WT.

15,000 LBS.
(6,804 kg)

AVAILABLE GELCOAT COLORS



STANDARD FEATURES

CERTIFICATION & SAFETY

- Backed by the MAKO® Assurance 5+Life—the best factory warranty in saltwater boats
- NMMA® yacht certified
- Factory leak tested for hull, plumbing & fitting integrity
- Premium stainless steel hardware & fasteners for corrosion resistance
- Dual-tone marine horn
- Flush-mounted Ritchie Navigation® Voyager compass

CONSOLE

- Garmin® 8617 MFD Package: 2 Garmin® 17" (43.18 cm) GPSMAP® 8617 MFD chartplotter/sonar combos, 2 Garmin® GSD 25 sounder modules, Garmin® GXM™ 51 w/side/downscan transducer, Garmin® VHF radio, 300 Blackbox receiver, open array radar & Airmar B265 w/dual CHIRP transducer
- CZone™ digital switching w/comprehensive electrical-monitoring system
- Digital switching through multifunction displays
- Stainless steel tilt steering wheel w/knob
- Binnacle-mounted motor control(s)
- Available w/Mercury® JPO (Joystick Piloting for Outboards) w/Skyhook® auto-positioning GPS (at additional cost)
- Mercury® VesselView®
- Heavy-duty motorized mechanical switching system w/battery selectors & voltage sensing relays (VSR)
- Recessed ignition switches
- Illuminated electrical distribution panel w/digital volt meters
- Illuminated panel & elevator switches
- Mercury® diagnostic port
- Easy access to helm electronics, instruments & switches
- Oversized cushioned forward-console lounge w/275-qt. (260.25 L) insulated, drained cooler
- Vinyl-covered console brow

- Integrated full-width fiberglass footrest w/non-skid surface
- Marine-grade tinned wiring w/submersible connectors
- Extra-large electronics mounting surface
- 2 console drink holders
- 12V DC outlet & dual USB ports

LEANING POST

- Fiberglass leaning post
- Dometic® 12V 1.6cu refrigerator
- Armrest
- Backrest
- Tackle storage
- 2 large, hinged top storage drawers
- 6 large, sliding storage drawers
- Stainless steel freshwater sink w/sprayer/pull-out shower
- Diffused LED courtesy light
- Overhead LED lighting
- Battery & charger access below leaning post
- 120V electrical outlet
- Trash bin
- 2 drink holders on leaning post

FIBERGLASS HARDTOP

- Outrigger-ready fiberglass hardtop
- .25" (6.35 mm) in-deck aluminum backing-plate reinforcement for frame
- .25" (6.35 mm) in-hardtop aluminum backing-plate reinforcement
- White powder-coated tubular frame
- Integrated port-side ladder w/recessed cut-out for top access
- 2 electronics boxes w/lockable stainless steel latches
- Non-skid hardtop surface

HEAD

- Main distribution panel w/breakers to bypass digital functions
- Portlight in head door
- 5" (12.7 cm) CZone™ monitor
- Custom-molded freshwater sink w/Corian® top
- Hot water pull-out shower head
- Fold-down bunk/storage area w/removable cushions
- Dual overhead cabinet storage
- Tempered safety glass port lights for natural interior lighting
- Bunk reading light
- Gelcoated interior for ease of cleaning
- Wiring, breaker & battery access
- 120V GFCI plug outlet

INTERIOR

- 35-lb. (15.88 kg) Delta® polished anchor & 550' (167.64 m) rode
- Lewmar® below deck, vertical free-fall windlass w/rode stowage locker
- 2-tone high-density marine-grade vinyl upholstery w/stain-resistant coating & composite substrates on seats
- 824-qt. (779.8 L) bow center in-deck storage compartment w/drain
- 3 across powered helm seating w/folding arm rests & flip-up bolsters
- Self-bailing cockpit w/gutters, oversized drains & transom valves
- 4" (10.16 cm) elevated helm platform w/threshold lights
- Port & starboard stainless steel, under-gunnel rod hangers w/reel protectors for 6 rods up to 9' (2.74 m) long
- 2 port & 2 starboard midship tilt-out, lockable storage
- 455-qt. (430.59 L) port & starboard midship in-deck storage compartments
- Tuna/dive/boarding door w/hinged gate
- 511-qt. (483.59 L) insulated aft port & starboard in-deck fishboxes w/Gulper macerators & overboard discharge
- 21"-wide (53.34 cm) flush-folding, in-gunnel aft port & starboard bench seats
- 32"-wide (81.28 cm) flush-folding, cushioned port & starboard aft seats
- 36"-wide (91.44 cm) flush-folding, cushioned center transom seat
- Aft port tilt-out, lockable storage w/Boga-Grip holder, needle nose plier holder, 12" (30.48 cm) filet knife holder & tackle tray holder
- Aft starboard tilt-out, lockable storage w/leader holder & plier holder
- 1 port & 1 starboard gunnel-mounted aft trolling rod holders
- 6 transom-mounted rod holders
- 2 aft 50-gal. (189.27 L) rounded livewells w/brass seacocks, angled fills & friction-hinged acrylic lids
- Aft center cutting board
- In-transom, natural bait prep/storage box
- Molded non-skid surfaces throughout
- Large lazarette/bilge access hatch
- Full-length, high density, drained 360° coaming bolsters
- Four 8" (20.32 cm) stainless steel, anti-rattle pop-up cleats
- Four 10" (25.4 cm) stainless cleats below deck w/access via hawse pipes
- 4 bow deck drink holders & 2 aft deck drink holders

PERFORMANCE

- Legendary dry-riding MAKO® hull
- Aggressive deep V hull design
- Set-back transom delivers undisturbed water to the props
- Performance lifting strakes
- Recessed, custom, twin-piston activated trim tabs
- Factory-matched stainless steel propellers

CONSTRUCTION & EXTERIOR

- Color: MAKO® Bone White gelcoat
- Ring deck design for more usable interior space
- 100% composite construction
- Coosa® Bluewater 100% composite transom core
- Heavy-duty, 5" (12.7 cm) fiberglass-encapsulated transom w/3" (7.62 cm) fiberglass-impregnated, high-density composite core
- Hull/deck joint chemically sealed & bonded 360° & mechanically fastened every 6" (15.24 cm) w/316 stainless steel fasteners
- 1-piece gelcoated fiberglass stringer grid w/integrated knee supports
- Closed-cell foam-injected stringer grid for USCG-approved flotation
- Vinyl ester barrier coat
- Heavy-duty rub rail w/stainless steel insert
- Premium marine-grade stainless steel hardware
- Extra thick, closed-molded hatch covers w/finished undersides & gaskets
- Aluminum backing plates for cleats & chocks
- 3-step, stowable dive ladder
- Recessed, pull-out, telescoping boarding ladder

ELECTRICAL, MECHANICAL & PLUMBING

- Aluminum main fuel tank w/4 baffles

- 464-gal. (1,756.43 L) main fuel tank
- Two 51-gal. (193.06 L) auxiliary saddle fuel tanks w/transfer pumps
- CZone™-controlled fuel transfer pumps w/manual bypass valves
- Electroplated Sea Chest keeps 4 pumps submerged for longer life
- Forward 1,000 GPH (3,785.41 LPH) bilge pump w/auto float
- Two 4,000 GPH (15,141.65 LPH) aft bilge pumps w/auto float
- Fore & aft high-water bilge alarms
- Two 2,000 GPH (7,570.82 LPH) submerged auxiliary livewell pumps
- Two 2,000 GPH (7,570.82 LPH) submerged livewell pumps
- Pressurized raw water washdown pump
- High-speed raw water intake molded into hull bottom
- Pressurized freshwater pump
- 50-gal. (189.27 L) CZone™-monitored freshwater tank
- 1 Gulper macerator pump per cockpit floor fishbox
- Forward sump box w/800 GPH (3,028.33 LPH) gray water pump w/auto float
- 22-gal. (83.28 L) CZone™-monitored, coated waste tank
- USCG-compliant navigation lights
- Fore-, mid- & aft-facing White/Blue LED spreader lights in the hardtop
- Blue, diffused LED lighting under gunnels
- Automatic, dimmable threshold lights
- 240V, 60-amp shore power
- 1 cranking battery per outboard
- 2 house batteries
- 2 Marinco® Charge Master battery chargers—constantly on w/power supply (shore or Genset power)
- Thru-hull bonding harness for below-water corrosion resistance
- Brass seacocks on all below-water thru-hull fittings
- Labeled, tinned-copper wiring for easy maintenance & protection in a marine environment
- Wiring access hatches, battery switch panel & battery access inside head

OPTIONAL TRAILER

- Triple-axle MYCO galvanized & painted trailer available w/electric hydraulic disc brake

FAMILY EDITION

- Deluxe hardtop w/6' (1.83 m) SureShade® auto deploy/retract aft deck shade
- SharkTooth remote monitoring app for iOS & Android
- Kenyon® dual-burner electric hot plate w/PUPS™ (Pop Up Potholder System) + Dometic® 12V 1.6cu refrigerator
- 8kW Fischer Panda® Genset w/24-gal. (90.85 L) diesel fuel tank
- Head & cockpit air conditioning
- 120V AC hot freshwater heater
- IRIS295v2 NightRunner 2 infrared camera on forward hardtop w/helm waterproof joystick controller
- Shadow-Caster® underwater light package w/8 SCM-10 Blue LED lights
- Port & starboard forward seating w/cushions, stowable backrests & 59-qt. (55.83 L) gel-coated storage beneath
- Removable cushioned bow filler doubles as a raised table (stowable in bow in-deck compartment)
- Tempered safety glass windshield w/an aluminum frame
- FUSION UD750 stereo w/6 Blue LED lighted speakers, 1,600W amp & two 10" (25.4 cm) subwoofers
- Electric head w/overboard drainage & holding tank

SPORTFISH EDITION

- Upper helm station-ready hardtop
- 80-gal. (302.83 L) leaning post baitwell
- SharkTooth remote monitoring app for iOS & Android
- 8kW Fischer Panda® Genset w/24-gal. (90.85 L) diesel fuel tank
- Head & cockpit air conditioning w/chiller plates, creating onboard freezers
- IRIS295v2 NightRunner 2 infrared camera on forward hardtop w/helm waterproof joystick controller
- Shadow-Caster® underwater light package w/4 SCM-10 Blue LED lights
- No windshield
- FUSION UD750 stereo w/8 speakers, 1,600W amp & subwoofer
- Electric head w/overboard discharge
- GEM® carbon fiber outriggers
- Rupp gunnel rod holder package w/15 additional rod holders (20 total rod holders in gunnels)
- 10 drink holders in gunnels
- Electric reel outlets

Boats may be shown with optional equipment.

Visit MAKOBOATS.COM for a complete list of features and options.

334 CC



MAIN SPECIFICATIONS

LENGTH 33' 4" <small>(10.16 m)</small>	BEAM 9' 10" <small>(3.0 m)</small>	DEADRISE 24°
FUEL CAP. 306 GAL. <small>(1,158 L)</small>	MAXIMUM HP 1,200	AVERAGE HULL WT. 9,000 LBS. <small>(4,082 kg)</small>

AVAILABLE GELCOAT COLORS



STANDARD FEATURES

CERTIFICATION & SAFETY

- Backed by the MAKO® Assurance 5+Life—the best factory warranty in saltwater boats
- NMMA® yacht certified
- Factory leak tested for hull, plumbing & fitting integrity
- Stainless steel hardware & fasteners for corrosion resistance
- Horn
- Flush-mounted Ritchie Navigation® Voyager compass

CONSOLE

- 2 Garmin® 8612 XSV chartplotter/sonar combos w/4G radar, dual frequency sonar, sidescan transducer & VHF radio
- CZone™ digital switching w/comprehensive electrical-monitoring system
- Digital switching through multifunction displays
- Stainless steel tilt steering wheel w/knob
- Binnacle-mounted motor control(s)
- Mercury® JPO (Joystick Piloting for Outboards) w/Skyhook® auto-positioning GPS
- Mercury® VesselView®
- Heavy-duty motorized mechanical switching system w/battery selectors & voltage sensing relays (VSR)
- Recessed ignition switches
- Illuminated electrical distribution panel w/digital volt meters
- Illuminated panel & elevator switches
- Mercury® diagnostic port
- Easy access to helm electronics, instruments & switches
- FUSION stereo w/marine grade, lighted speakers & 1,600W amplifier
- Oversized forward-console seat w/81-qt. (76.65 L) insulated, drained cooler
- Vinyl-covered console brow
- Integrated full-width fiberglass footrest w/non-skid surface
- Tempered safety glass windshield w/aluminum frame
- Marine-grade tinned wiring w/submersible connectors

- Extra-large electronics mounting surface
- 2 console drink holders
- 12V DC outlet & dual USB ports

LEANING POST

- Fiberglass leaning post
- Armrest
- Backrest
- Helm seat w/flip-up cushion
- Storage below
- Tackle storage
- 2 large, hinged top storage drawers
- 4 large, sliding storage drawers
- Freshwater sink
- Diffused LED courtesy light
- Overhead LED lighting
- 2 drink holders on leaning post

FIBERGLASS HARDTOP

- Outrigger-ready fiberglass hardtop
- .25" (6.35 mm) in-deck aluminum backing-plate reinforcement for frame
- .25" (6.35 mm) in-hardtop aluminum backing-plate reinforcement
- White powder-coated tubular frame
- 2 electronics boxes w/lockable stainless steel latches

HEAD

- Gelcoat-finished surface, sink, wiring access hatches, battery switch panel, battery access & more than 6' (1.83 m) head room
- Freshwater toilet w/stainless steel sink
- Main distribution panel inside head w/breakers to bypass digital functions
- Portlight in head door

MERCURY® MOTOR OPTIONS	PRICE*
Twin 350 XXL Verado® Warm Fusion White w/JPO	\$284,900
Twin 400 XXL Verado® Warm Fusion White w/JPO	\$291,380
Triple 300 XXL Verado® w/JPO	\$314,900
Triple 300 XXL Verado® Warm Fusion White w/JPO	\$320,120
Triple 350 XXL Verado® w/JPO	\$323,005
Triple 350 XXL Verado® Warm Fusion White w/JPO	\$327,500

*Plus freight and prep

For Family and Sportfish Edition pricing, visit MAKOBOATS.COM

INTERIOR

- 22-lb. (10.0 kg) Delta® anchor thru-hull w/stainless steel breastplate & roller
- Lewmar® below deck, vertical free-fall windlass w/rode stowage locker
- 2-tone high-density marine-grade vinyl upholstery w/piping color matched to hull side, stain-resistant coating & composite substrates on seats
- Seat bolsters
- 740-qt. (700.3 L) bow center in-deck storage compartment w/drain
- Oversized driver/passenger seat w/storage beneath, folding arm rests & flip-up bolster
- Self-bailing cockpit w/gutters, oversized drains & transom valves
- Port & starboard stainless steel, under-gunnel rod hangers for 6 rods up to 7' (2.13 m) long
- 2 port & 2 starboard midship tilt-out, lockable storage
- Tuna/dive/boarding door w/hinged gate
- 290-qt. (274.44 L) insulated aft port & starboard in-deck fishboxes w/Gulper macerators & overboard discharge
- Aft port tilt-out, lockable storage w/Boga-Grip holder, needle nose plier holder, 12" (30.48 cm) filet knife holder & tackle tray holder
- Aft starboard tilt-out, lockable storage w/leader holder & plier holder
- Pocket mount aft bench seat
- 2 aft 34-gal. (128.7 L) rounded livewells w/angled fills & friction-hinged acrylic lids
- Aft center cutting board
- Molded non-skid surfaces throughout
- Large lazarette/bilge access hatch
- Full-length, high density, drained coaming bolsters
- Four 8" (20.32 cm) stainless steel, anti-rattle pop-up cleats
- Four 8" (20.32 cm) stainless steel, vertical cleats below deck w/access via hawse pipes
- 4 bow deck drink holders & 2 aft deck drink holders

PERFORMANCE

- Legendary dry-riding MAKO® hull
- Aggressive deep V hull design
- Set-back transom delivers undisturbed water to the props
- Performance lifting strakes
- Recessed electric, Auto Glide trim tabs
- Factory-matched stainless steel propellers

CONSTRUCTION & EXTERIOR

- Color: MAKO® Bone White gelcoat
- Ring deck design for more usable interior space
- 100% composite construction
- Coosa® Bluewater 100% composite transom core
- Heavy-duty, 5" (12.7 cm) fiberglass-encapsulated transom w/3" (7.62 cm) fiberglass-impregnated, high-density composite core
- Hull/deck joint chemically sealed & bonded 360° & mechanically fastened every 6" (15.24 cm) w/316 stainless steel fasteners
- 1-piece molded fiberglass stringer grid w/integrated transom knee supports & gelcoat finish
- Closed-cell foam-injected stringer grid for USCG-approved flotation
- Vinyl ester barrier coat
- Heavy-duty rub rail w/stainless steel insert
- Premium marine-grade stainless steel hardware
- Heavy duty extra thick, closed-molded hatch covers w/finished undersides & integrated gaskets
- Aluminum backing plates for cleats & chocks
- 3-step, stowable dive ladder
- Recessed, pull-out, telescoping boarding ladder

ELECTRICAL, MECHANICAL & PLUMBING

- Aluminum main fuel tank w/4 baffles
- Electroplated Sea Chest keeps 3 pumps submerged for cooler running & longer life
- Forward 1,000 GPH (3,785.41 LPH) bilge pump w/auto float
- 2 automatic 2,000 GPH (7,570.82 LPH) bilge pumps
- 2,000 GPH (7,570.82 LPH) submerged auxiliary livewell pump
- Two 2,000 GPH (7,570.82 LPH) submerged livewell pumps
- Pressurized raw water washdown pump
- High-speed raw water intake molded into hull bottom
- Pressurized freshwater pump
- 38-gal. (143.85 L) CZone™-monitored freshwater tank
- 1 Gulper macerator pump per cockpit floor fishbox
- Forward sump box w/800 GPH (3,028.33 LPH) gray water pump w/auto float
- 13-gal. (49.21 L) CZone™-monitored waste tank
- USCG-compliant navigation lights
- Forward- & aft-facing LED spreader lights in hardtop
- Blue, diffused LED lighting under gunnels
- Blue LED underwater lighting at transom

- 1 cranking battery per outboard
- 3-bank, 30-amp battery charger
- Marelon® corrosion-free seacocks on all below-water thru-hull fittings
- Thru-hull bonding harness for below-water corrosion resistance
- Labeled, tinned-copper wiring for easy maintenance & protection in a marine environment
- Main distribution panel inside head w/breakers to bypass digital functions
- Thru-hull bonding harness for below-water corrosion resistance
- Labeled, tinned-copper wiring for easy maintenance & protection
- Main distribution panel inside head w/breakers to bypass digital functions

OPTIONAL TRAILER

- Tandem-axle EZ Loader® aluminum trailer w/tandem-axle disc brakes available

FAMILY EDITION

- Deluxe hardtop w/5' (1.52 m) SureShade® automatic deploy/retract aft deck shade
- Port & starboard forward seating w/stowable backrests & gel-coated storage beneath
- Removable cushioned bow filler doubles as a raised table (stowable in bow compartment)
- Helm anti-fatigue pad
- 2 additional, overhead speakers for the FUSION UD750 stereo

SPORTFISH EDITION

- Upper helm station w/anti-fatigue pad & Mercury® VesselView®
- 292-qt. (276.34 L) bow coffin box w/power piston-lift & 740-qt. (700.3 L) in-deck storage below
- Reel protector pad
- Dual premium stainless TACO® outriggers
- GEM® gunnel rod holder package w/9 additional rod holders
- 4-bank, 40-amp battery charger

Boats may be shown with optional equipment.

Visit MAKOBOATS.COM for a complete list of features and options.

184 CC



AVAILABLE GELCOAT COLORS



SPECIFICATIONS	MERCURY MOTOR OPTIONS	PRICE*
LENGTH 18' 4" (5.49 m)	115 EXLPT FourStroke	\$34,995
FUEL CAP. 53.5 GAL. (203 L)	115 EXLPT FourStroke Command Thrust	\$35,395
BEAM 8' 2" (2.44 m)	150 XL FourStroke	\$37,795
DEADRISE 18°	150 XL Pro XS* FourStroke	\$38,795
	<i>*Plus freight and prep</i>	

STANDARD FEATURES

- CERTIFICATION & SAFETY**
- Backed by the MAKO® Assurance 5+Life
 - NMMA® certified
 - Leak tested for hull, plumbing & fitting integrity
 - Stainless steel hardware & fasteners
 - Ritchie Navigation® Voyager compass

- CONSOLE**
- Binnacle-mounted motor control(s)
 - NEW Mercury® SmartCraft® digital gauges
 - Heavy-duty electrical switching system w/battery selector switch(es)
 - Easy access to helm electronics, instruments & switches
 - Forward-console seat w/21-gal. (79.49 L) baitwell

- Integrated full-width footrest
- Acrylic windscreen
- Marine-grade tinned wiring w/submersible connectors
- 2 console drink holders
- 12V DC outlet

- OPTIONAL CANVAS T-TOP**
- .25" (6.35 mm) aluminum backing-plate reinforcement for T-top mounting

- INTERIOR**
- Anchor locker
 - Foredeck dodger mounting boss
 - Port & starboard forward seats w/64-qt. (60.57 L) insulated storage below w/gravity overboard drainage
 - Low-profile stainless steel bow rails
 - Deluxe flip-flop helm seat w/72-qt. (68.14 L) cooler
 - Self-bailing cockpit
 - 2 gunnel-mounted rod holders
 - Port & starboard under-gunnel rod racks for 4 rods
 - NEW aft port & starboard removable, folding jump seats
 - Molded non-skid surfaces throughout
 - Bilge access hatch
 - NEW cockpit coaming bolsters
 - Four 6" (15.24 cm) polished marine-grade stainless steel cleats

- PERFORMANCE**
- Legendary dry-riding MAKO® hull
 - Aggressive deep V hull design
 - Performance lifting strakes
 - Factory-matched propeller

- CONSTRUCTION & EXTERIOR**
- Color: MAKO® Bone White gelcoat
 - 100% composite construction
 - Hull/deck joint chemically sealed & bonded
 - 360° & mechanically fastened every 6" (15.24 cm) w/316 stainless steel fasteners
 - 1-piece molded fiberglass stringer grid w/integrated transom knee supports

- Closed-cell foam-injected stringer grid for USCG-approved flotation
- Heavy-duty rub rail & insert
- Premium marine-grade stainless steel hardware
- Closed-molded hatch covers w/finished undersides & integrated gaskets
- Aluminum backing plates for cleats & chocks
- NEW swim platform w/3-step stainless steel ladder

- ELECTRICAL, MECHANICAL & PLUMBING**
- USCG-compliant navigation lights
 - NEW interior courtesy lights
 - Labeled, tinned-copper wiring for easy maintenance & protection in a marine environment

- TRAILER**
- Tandem-axle EZ Loader® aluminum trailer
 - NMMA® certified trailer
 - DOT approved
 - Tandem-axle brakes
 - 13" (33.0 cm) radial tires w/galvanized V5 wheels & galvanized axles
 - Oil bath hubs
 - Leaf spring suspension
 - Heavy-duty winch w/nylon strap & safety strap
 - Stainless steel hardware
 - Galvanized steel components
 - LED lighting
 - PVC loading guides
 - Composite fenders

21 LTS



AVAILABLE GELCOAT COLORS



SPECIFICATIONS	MERCURY MOTOR OPTIONS	PRICE*
LENGTH 21' (7.11 m)	150 XL FourStroke	\$39,995
FUEL CAP. 60 GAL. (227 L)	200 XL FourStroke	\$43,335
BEAM 8' 4" (2.56 m)	225 XL Pro XS* FourStroke	\$46,120
DEADRISE 16°	<i>*Plus freight and prep</i>	

STANDARD FEATURES

- CERTIFICATION & SAFETY**
- Backed by MAKO® Assurance 5+Life
 - NMMA® certified
 - Leak tested for hull, plumbing & fitting integrity
 - Stainless steel hardware & fasteners
 - Fire extinguisher & horn

- CONSOLE**
- Elevated fiberglass console
 - Stainless steel destroyer-style steering wheel
 - SeaStar™ hydraulic steering
 - Analog tach, fuel & water pressure gauge
 - Binnacle remote motor control w/power trim
 - Battery/gear storage
 - Removable forward-console 72-qt. (68.14 L) cooler/seat w/integrated cushion
 - Heavy-duty anodized aluminum grab rail
 - Contoured acrylic windscreen
 - Area to mount additional electronics
 - 2 stainless drink holders w/drainage system
 - NEW 2 console rod holders

- INTERIOR**
- NEW pre-wired for optional trolling motor
 - Anchor locker
 - 2-tone high-density marine-grade vinyl upholstery w/stain-resistant coating & composite substrates on seats
 - 360° fishability
 - 90-qt. (85.17 L) bow port & starboard boxes w/stainless lockable compression latches
 - 136-qt. (128.7 L) bow center storage w/locking stainless steel compression latch
 - Anodized aluminum helm seat frame w/4-rod rocket launcher & removable 94-qt. (88.96 L) cooler w/integrated seat cushion
 - 2 large aft guttered & gasketed lock-down dry storage compartments
 - Closed-molded hatches w/finished undersides
 - Lighted aft 30-gal. (113.56 L) livewell w/Pro-Air® aeration system
 - Closed-molded coaming boards
 - Bilge access hatch

- PERFORMANCE**
- Award-winning RAPID PLANING SYSTEM™ (RPS) transom for quicker holeshots, shallow-water abilities & better overall performance
 - NEW 8" (25.4 cm) hydraulic jack plate
 - Factory-rigged w/matched propeller

- HARDWARE & ACCESSORIES**
- Seven 6" (15.24 cm) stainless steel low-profile pull-up cleats (bow, fore, midship & aft)
 - Reboarding step & stainless steel grab handle
 - Stainless steel & bronze thru-hull fittings
 - Stainless steel bow & stern eyes
 - Stainless steel fuel fill

- CONSTRUCTION & EXTERIOR**
- Color: MAKO® Bone White gelcoat
 - 100% composite construction
 - Encapsulated, fiberglass-infused transom w/high-density Coosa® composite core
 - Non-skid casting platforms & cockpit sole
 - Console chemically bonded & mechanically fastened to deck w/.25" (6.35 mm) aluminum backing plates
 - Hull/deck joint chemically bonded & mechanically fastened w/stainless fasteners
 - 1-piece fiberglass stringer grid w/gelcoat finish & fully injected w/closed-cell foam
 - High-density, fiberglass-infused trolling motor mounting core
 - Marine-grade stainless hardware & fasteners
 - Gelcoat on bulkheads & compartment interiors
 - Self-bailing cockpit
 - Composite seat substrates
 - Heavy-duty rub rail

- ELECTRICAL, MECHANICAL & PLUMBING**
- Integrated EPA-compliant fuel system
 - 1,000 GPH (3,785.41 LPH) baitwell pump
 - High-speed raw water pickup
 - USCG-compliant navigation lights
 - 2 cockpit courtesy lights
 - Interstate® cranking battery w/tray
 - 6-circuit ATO/ATC distribution fuse block
 - Rocker switches w/push button breakers
 - Marine-grade tinned wiring 12V outlet

- TRAILER**
- Custom tandem-axle trailer
 - Tandem-axle brakes
 - Sure Lube hubs
 - 1,000-lb. (453.59 kg) capacity tongue jack
 - Aluminum construction
 - Stainless steel hardware
 - Galvanized steel components
 - LED marker lights & PVC loading guides

GUIDE PACKAGE

- Minn Kota® Riptide® Terra™ 24V, 80-lb. (36.29 kg) , 60" (1.52 m) trolling motor w/i-Pilot®
- 2 Power-Pole® Pro Series II 8' (2.44 m) White shallow-water anchors
- 8" (20.32 cm) hydraulic jack plate
- Simrad® NSS9 evo2 9" (22.86 cm) chartplotter MFD
- Custom stainless steel steering wheel w/knob
- Pro-Air® aeration system for aft livewell
- Starboard rod storage organizer
- 3-bank, 30-amp trolling battery charger
- Powder-coated rails (Gray or White)
- Navico® C-MAP Insight™ HD mapping
- Free 1-year subscription to Navico® Genesis™ Edge
- Color: standard 2-tone hull choice in Gulfstream Blue, Onyx Black, Pompano Silver, Seafoam Green, Trigger Gray or Wahoo Blue

18 LTS



AVAILABLE GELCOAT COLORS



SPECIFICATIONS	MERCURY MOTOR OPTIONS	PRICE*
LENGTH 18' 6" (5.64 m)	90 ELPT FourStroke	\$25,995
FUEL CAP. 28 GAL. (107 L)	90 ELPT FourStroke Command Thrust	\$26,395
BEAM 7' 7" (2.30 m)	115 ELPT FourStroke	\$26,995
DEADRISE 13°	115 ELPT Pro XS* FourStroke	\$27,205
	<i>*Plus freight and prep</i>	

STANDARD FEATURES

- CERTIFICATION & SAFETY**
- Backed by MAKO® Assurance 5+Life
 - NMMA® certified
 - Leak tested for hull, plumbing & fitting integrity
 - Stainless steel hardware & fasteners
 - Fire extinguisher & horn

- CONSOLE**
- Stainless steel destroyer-style steering wheel
 - Analog tachometer, fuel gauge & water pressure gauge
 - Panel-mounted control box w/power trim
 - SeaStar Solutions® dual-cable, no-feedback steering
 - Battery/gear storage
 - Forward-console 18-gal. (68.14 L) baitwell w/padded seat cushion
 - Stainless steel grab rail
 - Contoured acrylic windscreen
 - Area to flush- & surface-mount additional electronics
 - 2 stainless steel drink holders w/drainage system
 - 6 vertical flush-mounted console rod holders

- INTERIOR**
- Anchor locker
 - 2-tone high-density marine-grade vinyl upholstery w/stain-resistant coating & composite substrates on seats
 - 360° fishability
 - Large bow in-deck storage
 - Center floor storage locker
 - Flip-flop helm seat w/72-qt. (68.14 L) cushioned cooler
 - Aft storage lockers
 - Closed-molded laminate hatch covers w/finished undersides
 - Under-gunnel/bow deck rod tubes
 - Bilge access hatch

- PERFORMANCE**
- Award-winning RAPID PLANING SYSTEM™ (RPS) transom for quicker holeshots, shallow-water abilities & better overall performance
 - Factory-rigged w/matched propeller

- HARDWARE & ACCESSORIES**
- 3 flip-up stainless steel cleats
 - Reboarding step & stainless steel grab handle
 - Stainless steel & bronze thru-hull fittings
 - Stainless steel bow & stern eyes
 - Stainless steel fuel fill

- CONSTRUCTION & EXTERIOR**
- Color: MAKO® Bone White gelcoat
 - 100% composite construction
 - Encapsulated, fiberglass-infused transom w/high-density Coosa® Bluewater composite core
 - Molded, patterned non-skid casting platforms & cockpit sole

- Console chemically bonded & mechanically fastened to deck w/.25" (6.35 mm) aluminum backing plates
- Hull/deck joint chemically bonded & mechanically fastened w/stainless steel fasteners for strength & durability
- Integrated 1-piece molded, gelcoated fiberglass stringer grid system w/gelcoat finish & fully injected w/closed-cell foam for USCG-approved flotation
- High-density, fiberglass-infused trolling motor mounting core
- Marine-grade stainless steel hardware & fasteners throughout
- Gelcoat finish on all bulkheads & compartment interiors
- Self-bailing cockpit
- Composite seat substrates
- Heavy-duty rub rail

- ELECTRICAL, MECHANICAL & PLUMBING**
- Integrated EPA-compliant fuel system w/rotocast corrosion-free fuel tank
 - 1,000 GPH (3,785.41 LPH) bilge pump w/auto switch
 - 600 GPH (2,271.25 LPH) baitwell pump w/adjustable spray head
 - High-speed raw water pickup
 - USCG-compliant navigation lights
 - 2 cockpit courtesy lights
 - Interstate® cranking battery w/tray
 - Marine-grade rocker switches w/push button breaker protection
 - Marine-grade tinned wiring w/submersible connectors
 - 12V outlet

- TRAILER**
- Custom single-axle trailer
 - Sure Lube hubs
 - Swing-up locking jack w/swivel wheel
 - Aluminum construction
 - Space-saving swing-away tongue to reduce storage length
 - Stainless steel hardware
 - Galvanized steel components

19 CPX



AVAILABLE GELCOAT COLORS



SPECIFICATIONS	MERCURY MOTOR OPTIONS	PRICE*
LENGTH 18' 10" (5.69 m)	115 EXLPT FourStroke Command Thrust	\$32,995
FUEL CAP. 47 GAL. (178 L)	150 EXLPT FourStroke	\$35,745
BEAM 7' 9" (2.34 m)	150 XL Pro XS* FourStroke	\$36,745
DEADRISE 15°	<i>*Plus freight and prep</i>	

STANDARD FEATURES

- CERTIFICATION & SAFETY**
- Backed by MAKO® Assurance 5+Life
 - NMMA® certified
 - Leak tested for hull, plumbing & fitting integrity
 - Stainless steel hardware & fasteners
 - Fire extinguisher & horn

- CONSOLE**
- Elevated fiberglass console
 - Stainless steel destroyer-style steering wheel
 - SeaStar™ hydraulic steering
 - Analog tachometer, fuel gauge & water pressure gauge
 - Binnacle-mounted remote motor control w/power trim switch
 - Battery/gear storage
 - Removable forward-console 72-qt. (68.14 L) cooler/seat w/integrated cushion
 - Heavy-duty anodized aluminum grab rail
 - Contoured acrylic windscreen
 - Area to flush- & surface-mount additional electronics
 - 2 stainless steel drink holders w/drainage system

- INTERIOR**
- Anchor locker
 - 2-tone high-density marine-grade vinyl upholstery w/stain-resistant coating & composite substrates on seats
 - 360° fishability
 - Bow port & starboard storage boxes w/stainless steel latches
 - Large bow in-deck storage
 - In-floor locker w/recess for cast net bucket storage
 - Flip-flop helm seat w/72-qt. (68.14 L) cushioned cooler
 - Aft port & starboard jump seats
 - Closed-molded laminate hatch covers w/finished undersides
 - Starboard storage for 4 rods
 - Lighted aft 28-gal. (105.99 L) livewell

- PERFORMANCE**
- Legendary dry-riding MAKO® hull design
 - Factory-rigged w/matched propeller

- HARDWARE & ACCESSORIES**
- Six 6" (15.24 cm) stainless steel cleats
 - Powder-coated transom reinforcement plate w/MAKO® logo
 - Stainless steel & bronze thru-hull fittings
 - Stainless steel bow & stern eyes
 - Stainless steel fuel fill

- CONSTRUCTION & EXTERIOR**
- Color: MAKO® Bone White gelcoat
 - 100% composite construction
 - Encapsulated, fiberglass-infused transom w/high-density Coosa® Bluewater composite core
 - Molded, patterned non-skid casting platforms & cockpit sole

- Console chemically bonded & mechanically fastened to deck w/.25" (6.35 mm) aluminum backing plates
- Hull/deck joint chemically bonded & mechanically fastened w/stainless steel fasteners for strength & durability
- Integrated 1-piece molded, gelcoated fiberglass stringer grid system w/gelcoat finish & fully injected w/closed-cell foam for USCG-approved flotation
- High-density, fiberglass-infused trolling motor mounting core
- Marine-grade stainless steel hardware & fasteners throughout
- Gelcoat finish on all bulkheads & compartment interiors
- Self-bailing cockpit
- Composite seat substrates
- Heavy-duty rub rail

- ELECTRICAL, MECHANICAL & PLUMBING**
- Integrated EPA-compliant fuel system w/rotocast corrosion-free fuel tank
 - 1,000 GPH (3,785.41 LPH) bilge pump w/auto switch
 - 600 GPH (2,271.25 LPH) baitwell pump w/adjustable spray head
 - High-speed raw water pickup
 - USCG-compliant navigation lights
 - Interstate® cranking battery w/tray
 - 6-circuit ATO/ATC distribution fuse block
 - Marine-grade rocker switches w/push button breaker protection
 - Marine-grade tinned wiring w/submersible connectors
 - 12V outlet

- TRAILER**
- Custom aluminum single-axle trailer
 - Swing-up locking jack w/swivel wheel
 - Aluminum construction
 - Space-saving swing-away tongue to reduce storage length
 - Stainless steel hardware
 - Galvanized steel components

PRO SKIFF 19 TOP DRIVE



CHOICE OF INCLUDED HULL WRAP/DECAL COLORS



SPECIFICATIONS		MERCURY MOTOR OPTIONS	PRICE*
LENGTH 19' 4" (5.89 m)	FUEL CAP. 27 GAL. (102 L)	115 EXLPT Pro XS® FourStroke Command Thrust	\$43,895*
BEAM 7' 9" (2.36 m)	MAXIMUM HP 115	<i>*Plus freight and prep</i>	
AVERAGE HULL WT. 1,350 LBS. (612 kg)			

STANDARD FEATURES

- Aluminum-framed, low gloss Black powder-coated Top Drive station w/50" (1.27 m) raised, non-skid platform for extended visibility
- Minn Kota® Ulterra™ 24V, 80-lb. (36.29 kg) thrust, 60" (1.52 m) shaft trolling motor w/i-Pilot®
- 4" (10.16 cm) hydraulic jack plate.
- Rotomolded, removable Orion® 55-qt. (52.05 L) foam-filled midship cooler w/superior ice-keeping ability
- Rotomolded, removable Orion® 65-qt. (61.51 L) foam-filled aft cooler w/cushion-top seat & superior ice-keeping ability
- Raised helm cushioned leaning post/seat w/fold-down footrest
- Mercury® SmartCraft® digital system tach w/multifunction display of RPM, fuel, oil temp/pressure, battery voltage, motor hours
- Custom stainless steel steering wheel w/knob
- Hydraulic steering
- Binnacle-mounted remote motor control w/power trim switch
- 4 rocket-launcher style rod holders on Top Drive frame
- Midship 18-gal. (68.14 L) baitwell w/recirculator & high-speed water pickup
- Aft 25-gal. (94.64 L) livewell w/recirculator & high-speed water pickup
- 500 GPH (1,892.71 LPH) aerator baitwell pump
- 500 GPH (1,892.71 LPH) baitwell pump w/adjustable spray head
- 1,000 GPH (3,785.41 LPH) bilge pump w/auto float
- After deck netted storage curtain
- Stainless steel propeller
- Color: standard hull wrap choice in Aqua Green, Cardinal Red, Patriot Blue, Sunshine Yellow or True Black
- Upgraded tandem-axle trailer w/enclosed I-Beam frame, disc brakes, aluminum wheels w/13" (33.02 cm) radial tires, Sure Lube hubs, spare tire carrier w/matching full-size spare, tongue jack, heavy-duty 1,400-lb (635.03 kg) capacity winch & submersible LED lights

CERTIFICATION & SAFETY

- Backed by MAKO® Assurance 5+Life
- NMMA® certified
- Factory leak tested
- Stainless steel hardware & fasteners
- Fire extinguisher & horn

INTERIOR

- 2-tone high-density marine-grade vinyl upholstery w/stain-resistant coating & composite substrates on seats
- 360° fishability
- Raised, closed-molded bow fishing platform w/patterned non-skid surface & closed storage compartment

- Raised, closed-molded aft fishing platform w/patterned non-skid surface & storage space below
- Bilge access hatch

PERFORMANCE

- Award-winning Advanced Inverted V (AIV) hull design for superb load-carrying abilities & a smoother, drier ride in choppy waters
- Integrated anti-spray hull design

HARDWARE & ACCESSORIES

- 4 stainless steel cleats
- Reboarding step & stainless steel grab handle
- Stainless steel bow & stern eyes
- Stainless steel fuel fill

CONSTRUCTION & EXTERIOR

- Color: MAKO® Bone White gelcoat
- 100% composite construction
- Encapsulated, fiberglass-infused transom w/high-density Coosa® Bluewater composite core
- Molded, patterned non-skid casting platforms & cockpit sole
- Hull/deck joint chemically bonded & mechanically fastened w/stainless steel fasteners for strength & durability
- 1-piece gelcoated fiberglass deck liner injected w/expanding closed-cell foam for flotation, added strength & a quiet ride
- Marine-grade stainless steel hardware & fasteners throughout
- Composite seat substrates
- Heavy-duty rub rail

ELECTRICAL, MECHANICAL & PLUMBING

- Integrated EPA-compliant fuel system w/rotocast corrosion-free fuel tank
- High-speed baitwell water pickup
- USCG-compliant navigation lights
- Interstate® cranking battery w/tray
- Marine-grade rocker switches w/push button breaker protection
- Marine-grade tinned wiring w/submersible connectors
- 12V outlet

TRAILER

- Space-saving swing-away tongue to reduce storage length
- 4 carpeted bunks to protect hull
- Transom tie-down straps
- Safety cables

PRO SKIFF 19 CC



AVAILABLE HULL WRAP/DECAL COLORS



SPECIFICATIONS		MERCURY MOTOR OPTIONS	PRICE*
LENGTH 19' 4" (5.89 m)	FUEL CAP. 27 GAL. (102 L)	90 EXLPT FourStroke	\$24,995
BEAM 7' 9" (2.36 m)	MAXIMUM HP 115	115 EXLPT Pro XS® FourStroke	\$26,390
AVERAGE HULL WT. 1,350 LBS. (612 kg)		115 EXLPT Pro XS® FourStroke Command Thrust	\$26,940

STANDARD FEATURES

CERTIFICATION & SAFETY

- Backed by the MAKO® Assurance 5+Life
- NMMA® certified
- Factory leak tested
- Stainless steel hardware & fasteners
- Fire extinguisher & horn

CONSOLE

- Single-cable, no-feedback rotary steering
- Analog tachometer, fuel gauge & water pressure gauge
- Panel-mounted control box w/power trim
- Below-console storage area
- 72-qt. (68.14 L) fiberglass forward-console cooler w/padded seat cushion
- Stainless steel grab rail
- Contoured acrylic windscreen
- Area to flush- & surface-mount additional electronics
- 6 vertical flush-mounted rod holders

INTERIOR

- 2-tone, high-density upholstery w/stain-resistant coating & composite substrates
- 360° fishability
- Raised, closed-molded bow fishing platform w/patterned non-skid surface & closed storage compartment
- Rotomolded, removable Orion® 65-qt. (61.51 L) foam-filled helm seat/cooler w/superior ice-keeping ability
- Raised, closed-molded aft fishing platform w/non-skid surface & storage space below
- Aft 25-gal. (94.64 L) livewell

PERFORMANCE

- Award-winning Advanced Inverted V (AIV) hull design for superb load-carrying abilities & a smoother, drier ride in choppy waters
- Integrated anti-spray hull design
- Factory-rigged w/matched propeller

HARDWARE & ACCESSORIES

- 4 stainless steel cleats
- Reboarding step & stainless steel grab handle
- Stainless steel bow & stern eyes
- Stainless steel fuel fill

CONSTRUCTION & EXTERIOR

- Color: MAKO® Bone White gelcoat
- 100% composite construction
- Fiberglass-infused transom w/high-density Coosa® Bluewater composite core
- Molded, patterned non-skid casting platforms & cockpit sole
- Console bonded & fastened to deck w/.25" (6.35 mm) aluminum backing plates
- Hull/deck joint chemically bonded & mechanically fastened w/stainless steel fasteners for strength & durability
- 1-piece gelcoated fiberglass deck liner injected w/expanding closed-cell foam for flotation, added strength & a quiet ride

- Marine-grade stainless steel hardware & fasteners throughout
- Composite seat substrates
- Heavy-duty rub rail

ELECTRICAL, MECHANICAL & PLUMBING

- Integrated EPA-compliant fuel system w/rotocast corrosion-free fuel tank
- 500 GPH (1,892.71 LPH) baitwell pump w/adjustable spray head
- High-speed baitwell water pickup
- USCG-compliant navigation lights
- Interstate® cranking battery w/tray
- Marine-grade rocker switches w/push button breaker protection
- Tinned wiring w/submersible connectors
- 12V outlet

TRAILER

- Custom single-axle trailer
- All-welded, tubular frame for a unitized structure w/high strength-to-weight ratio
- Hot-dipped galvanized construction
- Single-axle brake
- Hot-dipped galvanized wheels w/14" (35.56 cm) radial tires
- Super Lube hubs
- Swing-up locking jack w/swivel wheel
- Outboard motor support to reduce hull & transom stress while towing
- Space-saving swing-away tongue
- Submersible lights
- 4 carpeted bunks to protect hull
- Safety cables

GUIDE PACKAGE

- Minn Kota® Riptide™ Terra™ 24V, 80-lb. (36.29 kg), 54" (1.37 m) trolling motor
- 2 Power-Pole® Pro Series II 8" (2.44 m) White shallow-water anchors
- 4" (10.16 cm) hydraulic jack plate
- Simrad® GO7 XSE chartplotter MFD w/TotalScan™ transducer
- BayStar™ hydraulic steering
- Fiberglass forward-console 18-gal. (68.14 L) baitwell w/padded seat cushion
- Pro-Air® aeration system for aft livewell
- 2-bank trolling battery charger
- Smart tabs
- Upgraded to tandem-axle trailer w/enclosed I-Beam frame, disc brakes, radial aluminum wheels w/13" (33.02 cm) radial tires, spare tire carrier w/matching full size spare tire, tongue jack, heavy-duty 1,400-lb. (635.03 kg) capacity winch, submersible LED lights & Sure Lube hubs

PRO SKIFF 17 CC



AVAILABLE HULL WRAP/DECAL COLORS



SPECIFICATIONS		MERCURY MOTOR OPTIONS	PRICE*
LENGTH 17' 2.5" (5.25 m)	FUEL CAP. 6.6 GAL. (25 L)	60 ELPT FourStroke	\$18,995
BEAM 6' 11" (2.11 m)	MAXIMUM HP 75	75 ELPT FourStroke	\$20,595
AVERAGE HULL WT. 950 LBS. (431 kg)		<i>*Plus freight and prep</i>	

STANDARD FEATURES

CERTIFICATION & SAFETY

- Backed by the MAKO® Assurance 5+Life
- NMMA® certified
- Factory leak tested
- Stainless steel hardware & fasteners
- Horn

CONSOLE

- Single-cable, no-feedback rotary steering
- Multifunction tachometer/trim gauge
- Panel-mounted control box w/power trim
- Molded center console w/integrated 32-qt. (30.28 L) baitwell, molded-in grab handles & hinged padded seat cushion & back
- Stainless steel grab rail
- Contoured acrylic windscreen
- Area to flush- & surface-mount additional electronics
- Drink holder
- 5 vertical flush-mounted rod holders

INTERIOR

- Integrated trolling motor landing
- Anchor locker
- 2-tone, high-density upholstery w/stain-resistant coating & composite substrates
- 360° fishability
- Raised bow fishing platform w/patterned non-skid surface & lockable storage compartment
- Rotomolded, removable Orion® 65-qt. (61.51 L) foam-filled helm seat/cooler w/superior ice-keeping ability
- Raised, closed-molded aft fishing platform w/patterned non-skid surface
- Fiberglass lids
- Aft 19-gal. (71.92 L) livewell w/adjustable aerator & overflow

PERFORMANCE

- Award-winning Advanced Inverted V (AIV) hull design for superb load-carrying abilities & a smoother, drier ride in choppy waters
- Integrated anti-spray hull design
- Factory-rigged w/matched propeller

HARDWARE & ACCESSORIES

- 4 stainless steel cleats
- Reboarding step & stainless steel grab handle
- Stainless steel bow & stern eyes

CONSTRUCTION & EXTERIOR

- Color: MAKO® Bone White gelcoat
- 100% composite construction
- Encapsulated, fiberglass-infused transom w/high-density composite core
- Molded, patterned non-skid casting platform & cockpit sole
- Console chemically bonded & mechanically fastened to deck w/.25" (6.35 mm) aluminum backing plates

- Closed-cavity, closed-cell foam-injected hull & deck system chemically bonded & mechanically fastened w/stainless steel fasteners for strength & durability
- Marine-grade stainless steel hardware & fasteners throughout
- Composite seat substrates
- Heavy-duty rub rail

ELECTRICAL, MECHANICAL & PLUMBING

- Portable 6-gal. (22.71 L) fuel tank w/hold-down strap
- 700 GPH (2,649.79 LPH) bilge pump
- 600 GPH (2,271.25 LPH) baitwell pump w/adjustable spray head
- High-speed baitwell water pickup
- USCG-compliant navigation lights
- Interstate® cranking battery w/tray
- Marine-grade rocker switches w/push button breaker protection
- 12V outlet

TRAILER

- Custom single-axle trailer
- All-welded, tubular frame for a unitized structure w/exceptional strength-to-weight ratio
- Hot-dipped galvanized construction
- Hot-dipped galvanized wheels w/13" (33.02 cm) radial tires
- Super Lube hubs
- Swing-up locking jack w/swivel wheel
- Outboard motor support to reduce hull & transom stress while towing
- 4 carpeted bunks to protect hull
- Transom tie-down straps
- Safety chains

PRO SKIFF 15 CC



AVAILABLE HULL WRAP/DECAL COLORS



SPECIFICATIONS		MERCURY MOTOR OPTIONS	PRICE*
LENGTH 15' 2" (4.62 m)	FUEL CAP. 6.6 GAL. (25 L)	40 ELPT FourStroke	\$15,995
BEAM 6' 5.5" (1.97 m)	MAXIMUM HP 60	60 ELPT FourStroke	\$16,995
AVERAGE HULL WT. 880 LBS. (399 kg)		<i>*Plus freight and prep</i>	

STANDARD FEATURES

CERTIFICATION & SAFETY

- Backed by the MAKO® Assurance 5+Life
- NMMA® certified
- Factory leak tested
- Stainless steel hardware & fasteners
- Horn

CONSOLE

- Single-cable, no-feedback rotary steering
- Multifunction tachometer/trim gauge
- Panel-mounted control box w/power trim
- Molded center console w/integrated 8-gal. (30.28 L) baitwell, molded-in grab handles & hinged padded seat cushion & back
- Below-console storage area
- Stainless steel grab rail
- Contoured acrylic windscreen
- Area to flush- & surface-mount additional electronics
- 5 vertical flush-mounted rod holders

INTERIOR

- Anchor locker
- 2-tone, high-density upholstery w/stain-resistant coating & composite substrates
- 360° fishability
- Raised, integrated bow fishing platform w/patterned non-skid surface & lockable storage compartment
- Rotomolded, removable Orion® 65-qt. (61.51 L) foam-filled helm seat/cooler w/superior ice-keeping ability
- Raised, closed-molded aft fishing platform w/patterned non-skid surface & open storage space below

PERFORMANCE

- Award-winning Advanced Inverted V (AIV) hull design for superb load-carrying abilities & a smoother, drier ride in choppy waters
- Integrated anti-spray hull design
- Factory-rigged w/matched propeller

HARDWARE & ACCESSORIES

- 4 stainless steel cleats
- Reboarding step & stainless steel grab handle
- Stainless steel bow & stern eyes

CONSTRUCTION & EXTERIOR

- Color: MAKO® Bone White gelcoat
- 100% composite construction
- Encapsulated, fiberglass-infused transom /high-density composite core
- Molded, patterned non-skid casting platform & cockpit sole
- Console chemically bonded & mechanically fastened to deck w/.25" (6.35 mm) aluminum backing plates
- Hull/deck joint chemically bonded & mechanically fastened w/stainless steel fasteners for strength & durability

Boats may be shown with optional equipment.

Visit MAKOBOATS.COM for a complete list of features and options.

CUSTOM-MATCHED TRAILERS FOR YOUR MAKO

Your boat spends a lot of time on a trailer, so it's important that the fit be exact and that the same care goes into building the trailer as the boat itself. To help, MAKO® trailers are custom-built to match the boats they carry, whether it's the standard trailer with the inshore, 184 CC and 204 CC packages, or the optional trailers on others.



STANDARD ON:
PRO SKIFF 15 CC | PRO SKIFF 17 CC | PRO SKIFF 19 CC >>>

- **CUSTOM-MATCHED**
Each trailer is custom-built to match the boat model that rides on it
- **BOX BEAM CONSTRUCTION**
Heavy-duty hot-dipped galvanized steel frame built to withstand years of heavy use
- **DESIGNED FOR EASE OF USE**
Optimum support while on the road and ease of loading/unloading at the ramp



STANDARD ON:
18 LTS | 19 CPX >>>

- **CUSTOM-MATCHED**
Each trailer is custom-built to match the boat model that rides on it
- **ALUMINUM I-BEAM CONSTRUCTION**
Ultimate strength-to-weight ratio with maximum durability and ease of use
- **SWING-AWAY TONGUE**
The tongue folds in so you can store your boat package in smaller spaces



STANDARD ON:
21 LTS | 184 CC | 204 CC OPTIONAL ON:
214 CC | 234 CC >>>

- **CUSTOM-MATCHED**
Each trailer is custom-built to match the boat model that rides on it
- **FOLDING TONGUE JACK W/WHEEL**
Heavy-duty tongue jack can be quickly and easily folded out of the way (except 234 CC)
- **ALUMINUM I-BEAM CONSTRUCTION**
Ultimate strength-to-weight ratio with maximum durability and ease of use
- **BRAKING SYSTEM**
Tandem-axle brakes enhance your stopping abilities for maximum safety



OPTIONAL ON:
284 CC | 334 CC >>>

- **HEAVY-DUTY COUPLER**
The coupler features heavy-duty chains, wiring and construction for maximum hold and durability
- **LED LIGHTING**
Enjoy longer life and better visibility with our waterproof LED lights
- **ALUMINUM I-BEAM CONSTRUCTION**
Ultimate strength-to-weight ratio with maximum durability and ease of use
- **CARPETED BUNKS**
Marine-grade carpeted bunks not only make it easy to load and unload your boat, they also cradle the craft when on the road



OPTIONAL ON:
414 CC >>>
NOT SHOWN

- **TRIPLE-AXLE**
MYCO galvanized & painted trailer is available with electric hydraulic disc brake



HULL WRAP & DECAL COLORS



GELCOAT COLORS

AVAILABLE ON

PRO SKIFF 19 TOP DRIVE • PRO SKIFF 19 CC
 PRO SKIFF 17 CC • PRO SKIFF 15 CC



AQUA GREEN



MAKO BONE WHITE



TRUE BLACK



CARDINAL RED



SUNSHINE YELLOW



PATRIOT BLUE

AVAILABLE ON

414 CC • 334 CC • 284 CC • 236 CC • 214 CC
 204 CC • 184 CC • 21 LTS • 18 LTS • 19 CPX



MAKO BONE WHITE



POMPANO SILVER



TRIGGER GRAY



ONYX BLACK



WAHOO BLUE



SEAFOAM GREEN



GULFSTREAM BLUE

CUSTOMIZE YOUR MAKO

From the most advanced electronics to luxurious comfort features, every MAKO® boat is configurable with an array of options that let you customize your inshore or offshore craft to fish and play just the way you want. Some of the features shown here are standard on select boats—and not all are available for all boats.

Find out more at MAKOBOATS.COM.



Configurable consoles (shown on 284 CC)



Rod storage organizer (shown on 21 LTS)



Cooler or baitwell below forward-console seat cushion (Pro Skiffs)



Minn Kota® or MotorGuide® trolling motors (shown on 18 LTS)



Boat-leveling trim tabs (shown on 284 CC)



Tournament fishing seats w/marine-grade upholstery (shown on 19 CPX)



Stereo w/speakers (shown on 334 CC)



Stainless steel full bow rail (shown on 184 CC)



Coaming bolsters (shown on 284 CC)



Rod holder packages (shown on 414 CC Sportfish Edition)



Hydraulic jack plate (shown on 21 LTS)



Outriggers (shown on 414 CC)



Console & fiberglass bait station covers (shown on 284 CC)



Power-Pole® or Minn Kota® shallow-water anchors (shown on 21 LTS)



Poling platform (shown on 18 LTS)



READY TO START YOUR ADVENTURE?



MAKO DEALER

Your local Bass Pro Shops®/Cabela's® Boating Center™ or independent MAKO dealer can assist you with a purchase.



CALL US

You can reach one of our knowledgeable representatives at **855.804.8402** to have all your questions answered.



ONLINE

Visit **MAKOBOATS.COM** on your desktop, laptop or mobile device. There, you'll be able to browse our complete lineup, look at photographs, watch videos, compare features and pricing, and even locate the dealer nearest you. You can also use the Build A Boat tool to customize and price your boat. Click the *BUY NOW* icon to initiate your order from the comfort of home.



SHARE YOUR ADVENTURE WITH US!

f i @MAKOBOATS • #MAKOBOATS

MAKO **MAKOBOATS.COM**
 2500 E. Kearney | Springfield, MO 65898-5048 U.S.A.

Photos may show optional or special edition equipment available at an additional cost. Local taxes, license, registration and doc fees vary by state and are in addition to prices shown. Prices are approved by the manufacturer. Details in pricing, savings, features and promotions may vary by location and are subject to change without notice. Void where prohibited by law. Best efforts are used to ensure the accuracy of our advertising, however, errors, inaccuracies or omissions may sometimes occur. We do not guarantee the accuracy or completeness of information. We reserve the right to correct any errors, inaccuracies or omissions at any time and to cancel any order with no further obligation to you. Applicable tariffs may affect final price. See your local dealer for complete information. Prices shown do not include dealer freight and prep charges, unless otherwise noted. F.O.B. Springfield, MO, USA. Prices shown are based on United States currency. © 2020 White River Marine Group, LLC
 Designed and printed in U.S.A.

SKU #2804734 UPC #92229504148



111272

BPSCS.7M.1/20.PS

DOMESTIC

Your authorized MAKO® Boats Dealer